

Cast Iron

DC-CI-CA

CHARLOTTE
PIPE AND FOUNDRY COMPANY

DIMENSIONAL CATALOG

No-Hub Pipe and Fittings for Canada



[August 20, 2025]

You can't beat the system.®

©2025 Charlotte Pipe and Foundry Company

Cast Iron Pipe and Fitting Dimensions

Table of Contents

	<u>Page</u>
No-Hub Pipe Dimensions	3 - 4
No-Hub Fitting Dimensions	4 - 15
Certification.....	16
Warranty	17



Download our Tech Tools App for dimensional info, tech calculators and more on your mobile device.



This catalog accurately reflects dimensional information to the best of our knowledge. If dimensions on your job are critical, please verify dimensional information with our factory.

This dimensional catalog accurately reflects our product line at the time the catalog was printed. However, we add and delete items on an ongoing basis to better serve our customers. Please refer to our current list price sheets for an accurate listing of items offered.

Charlotte Pipe® products are manufactured to the applicable ASTM and CSA standards. Charlotte Pipe and Foundry cannot accept responsibility for the performance, dimensional accuracy, or compatibility of pipe, fittings, gaskets, or couplings not manufactured or sold by Charlotte Pipe and Foundry.

Charlotte Pipe and "You can't beat the system" are registered trademarks of Charlotte Pipe and Foundry Company.

No-Hub

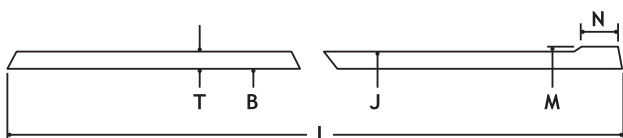


TABLE 1
DIMENSIONS AND TOLERANCES (IN INCHES) OF SPIGOTS
AND BARRELS FOR NO-HUB PIPE AND FITTINGS

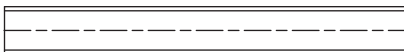
Size	Inside Barrel Diameter	Outside Diameter Barrel	Outside Diameter Spigot	Width Spigot Bead N	Thickness of Barrel	Gasket Positioning Lug
	B	J	M	($\pm .13$)	T-Nom. T-Min.	W
1 1/2	1.50 \pm .09	1.92 \pm .08	1.96 \pm .06	.25	.16	.12 1.13
2	1.96 \pm .09	2.36 \pm .12	2.41 \pm .09	.25	.16	.12 1.13
3	2.96 \pm .09	3.35 \pm .09	3.41 \pm .09	.25	.16	.12 1.13
4	3.94 \pm .09	4.43 \pm .14	4.44 \pm .09	.31	.19	.15 1.13
5	4.94 \pm .09	5.39 \pm .08	5.36 \pm .09	.31	.19	.15 1.50
6	5.94 \pm .09	6.42 \pm .12	6.36 \pm .09	.31	.19	.15 1.50
8	7.94 \pm .13	8.50 \pm .12	8.44 \pm .09	.31	.23	.17 2.00
10	10.00 \pm .13	10.58 \pm .08	10.62 \pm .09	.31	.28	.22 2.00
12	11.94 \pm .09	12.60 \pm .08	12.62 \pm .13	.31	.28	.22 2.75
15	15.11 \pm .09	15.85 \pm .22	16.12 \pm .13	.31	.36	.30 2.75

TEN FOOT PIPE BUNDLES NO-HUB PIPE

Size	Pieces	Weight	Height
1 1/2" x 10'	72	2052	12"
2" x 10'	54	1906	11"
3" x 10'	36	1944	14"
4" x 10'	27	2052	17"
5" x 10'	24	2342	20"
6" x 10'	18	2120	23"
8" x 10'	8	1367	22"
10" x 10'	6	1528	26"
12" x 10'	6	1908	29"
15" x 10'	2	985	19"

Weights are approximate and are for shipping purposes only.

PART NO. NH 2



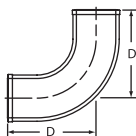
No-Hub Pipe - Ten Feet Laying Length

Size	Weight
1 1/2" x 10'	28.5
2" x 10'	35.0
3" x 10'	54.0
4" x 10'	76.0
5" x 10'	97.6
6" x 10'	117.8
8" x 10'	170.9
10" x 10'	254.6
12" x 10'	318.1
15" x 10'	492.6

PART NO. NH 4

**Quarter Bend
(90° Ell)**

Size	D	Weight
1 1/2	4 1/4	1.6
2	4 1/2	2.3
3	5	4.4
4	5 1/2	7.3
5	6 1/2	9.9
6	7	13.7
8	8 1/2	20.6



PART NO. NH 4A

Tapped Quarter Bend

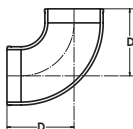
Size	D	E	Weight
2 x 2	3 1/4	2 1/4	2.8



PART NO. NH 5

Short Radius Quarter Bend

Size	D	Weight
2	3 ¹ / ₄	1.5
3	4 ¹ / ₈	3.5
4	5 ¹ / ₁₆	6.2



PART NO. NH 12

**Eighth Bend
(45° Ell)**

Size	D	Weight
1 ¹ / ₂	2 ⁵ / ₈	1.5
2	2 ³ / ₄	1.8
3	3	3.0
4	3 ¹ / ₈	3.7
5	3 ⁷ / ₈	7.2
6	4 ¹ / ₁₆	8.6
8	5	14.9
10	5 ¹⁵ / ₁₆	30.8
12	6 ⁹ / ₁₆	42.0
15	7 ¹³ / ₁₆	63.4



PART NO. NH 13

Short Radius Eighth Bend

Size	D	Weight
2	1 ¹⁵ / ₁₆	1.3
3	2 ³ / ₈	2.6
4	2 ²⁷ / ₃₂	4.3



PART NO. NH 14

**Sixteenth Bend
(22 1/2° Ell)**

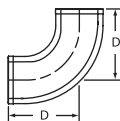
Size	D	Weight
1 1/2	2 1/8	1.2
2	2 1/8	1.4
3	2 1/4	2.2
4	2 5/16	3.3
5	2 7/8	5.1
6	3	6.5
8	3 3/4	11.4



PART NO. NH 16

Short Sweep

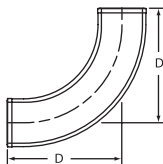
Size	D	Weight
2	6 1/2	3.8
3	7	6.5
4	7 1/2	8.5
5	8 1/2	12.7
6	9	16.7
8	10 1/2	27.4
10	12	50.9
12	13 1/4	61.3
15	14 3/4	105.6



PART NO. NH 18

Long Sweep

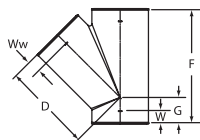
Size	D	Weight
1 1/2	9 1/4	4.6
2	9 1/2	5.7
3	10	9.3
4	10 1/2	11.8
5	11 1/2	18.2
6	12	23.2



PART NO. NH 20

Wye

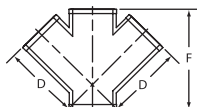
Size	D	F	G	W	Ww	Weight
1½ x 1½	4	6	2	1⅛	1⅛	2.5
2 x 2	4⅝	6⅝	2	1⅛	1⅛	3.3
3 x 2	5⅝	6⅝	1½	1⅛	1⅛	4.4
3	5¾	8	2¼	1⅛	1⅛	4.4
4 x 2	6	6⅝	1	1⅛	1⅛	4.7
4 x 3	6½	8	1⅞	1⅛	1⅛	7.5
4	7⅞	9½	2⅞	1⅛	1⅛	9.4
5 x 2	7½	8⅞	1⅝	1½	1⅛	8.6
5 x 3	8	9⅞	1⅞	1½	1⅛	10.3
5 x 4	8½	11⅝	2⅞	1½	1⅛	12.5
5	9½	12⅝	3⅛	1½	1½	14.8
6 x 2	8¼	8⅝	½	1½	1⅛	9.4
6 x 3	8¾	9¾	1¼	1½	1⅛	12.1
6 x 4	9¼	11⅝	1⅝	1½	1⅛	13.9
6 x 5	10¼	12½	2⅞	1½	1½	17.1
6	10¾	14⅞	3⅝	1½	1½	19.0
8 x 3	9⅞	9⅝	⅞	2	1⅛	17.2
8 x 4	10⅝	11⅞	1⅝	2	1⅛	21.3
8 x 6	11⅝	14⅝	2⅝	2	1½	28.1
8	13⅝	17⅞	3¾	2	2	33.3
10 x 4	11⅞	12⅝	¾	2	1⅛	33.1
10 x 6	13⅞	15⅞	2⅞	2	1½	42.3
10	16½	21½	5⅞	2	2	75.4
12	19¾	25½	5¾	2¾	2¾	97.0
15	23¼	30	6¾	2¾	2¾	189.5



PART NO. NH 21

Double Wye

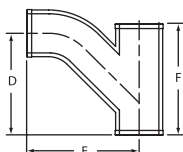
Size	D	F	Weight
2	4 ⁵ / ₈	6 ⁵ / ₈	4.5
3 x 2	5 ⁵ / ₁₆	6 ⁵ / ₈	5.5
3	5 ³ / ₄	8	8.0
4 x 2	6	6 ⁵ / ₈	6.9
4 x 3	6 ¹ / ₂	8	8.7
4	7 ¹ / ₁₆	9 ¹ / ₂	11.9
5 x 4	8 ¹ / ₂	11 ³ / ₁₆	14.9
6 x 4	9 ¹ / ₄	11 ³ / ₁₆	16.2
6	10 ³ / ₄	14 ¹ / ₁₆	27.4
8	13 ³ / ₈	17 ¹ / ₈	47.5



PART NO. NH 22

Combination

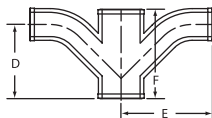
Size	D	E	F	Weight
1 ¹ / ₂	4 ³ / ₄	5 ³ / ₈	6	3.1
2 x 1 ¹ / ₂	5	5 ⁷ / ₈	6	3.5
2	5 ³ / ₈	6 ¹ / ₈	6 ⁵ / ₈	4.1
3 x 1 ¹ / ₂	5 ¹ / ₂	6 ³ / ₄	6 ⁵ / ₈	5.2
3 x 2	5 ¹ / ₂	6 ³ / ₄	6 ⁵ / ₈	5.5
3	7 ⁵ / ₁₆	8	8	8.1
4 x 2	5 ¹ / ₂	7 ¹ / ₄	6 ⁵ / ₈	6.8
4 x 3	7 ¹ / ₄	8 ¹ / ₂	8	9.4
4	9 ¹ / ₄	10	9 ¹ / ₂	14.2
5 x 2	5 ¹⁵ / ₁₆	7 ³ / ₄	8 ¹ / ₁₆	8.6
5 x 3	7 ³ / ₄	9	9 ¹¹ / ₁₆	12.6
5 x 4	9 ³ / ₄	10 ¹ / ₂	11 ³ / ₁₆	16.7
5	11 ³ / ₄	12 ¹ / ₂	12 ⁵ / ₈	19.5
6 x 2	6	8 ¹ / ₄	8 ⁵ / ₁₆	10.9
6 x 3	7 ¹³ / ₁₆	9 ¹ / ₂	9 ³ / ₄	14.8
6 x 4	9 ³ / ₄	11	11 ³ / ₁₆	18.3
6 x 5	11 ¹¹ / ₁₆	13	12 ¹ / ₂	22.4
6	13 ⁵ / ₈	14 ³ / ₈	14 ¹ / ₁₆	29.7
8	14 ³ / ₄	15 ⁹ / ₁₆	16 ¹⁵ / ₁₆	42.6



PART NO. NH 24

Double Combination

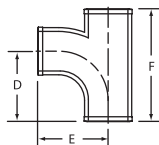
Size	D	E	F	Weight
2	5 ³ / ₈	6 ¹ / ₈	6 ⁵ / ₈	6.7
3 x 2	5 ¹ / ₂	6 ³ / ₄	6 ⁵ / ₈	7.9
3	7 ⁵ / ₁₆	8	8	11.7
4 x 2	5 ¹ / ₂	7 ¹ / ₄	6 ⁵ / ₈	8.5
4 x 3	7 ¹ / ₄	8 ¹ / ₂	8	13.7
4	9 ¹ / ₄	10	9 ¹ / ₂	20.0



PART NO. NH 28

Sanitary Tee

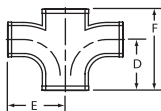
Size	E	F	D	Weight
1 ¹ / ₂ x 1 ¹ / ₂	4 ¹ / ₄	6 ¹ / ₂	4 ¹ / ₄	2.9
2 x 1 ¹ / ₂	4 ¹ / ₂	6 ⁵ / ₈	4 ¹ / ₄	3.3
2	4 ¹ / ₂	6 ⁷ / ₈	4 ¹ / ₂	3.4
3 x 1 ¹ / ₂	5	6 ¹ / ₂	4 ¹ / ₄	4.4
3 x 2	5	6 ⁷ / ₈	4 ¹ / ₂	4.3
3	5	8	5	5.4
4 x 2	5 ¹ / ₂	6 ⁷ / ₈	4 ¹ / ₂	6.0
4 x 3	5 ¹ / ₂	8	5	7.3
4	5 ¹ / ₂	9 ¹ / ₈	5 ¹ / ₂	8.1
5 x 2	6 ¹ / ₂	8 ¹ / ₂	5	8.1
5 x 3	6	9 ⁵ / ₁₆	5 ¹ / ₂	10.1
5 x 4	6	10 ¹³ / ₃₂	6	11.3
5	6 ¹ / ₂	11 ⁷ / ₁₆	6 ¹ / ₂	12.1
6 x 2	6 ¹ / ₂	8 ³ / ₁₆	5	9.3
6 x 3	6 ¹ / ₂	9 ³ / ₁₆	5 ¹ / ₂	11.2
6 x 4	6 ¹ / ₂	10 ¹ / ₁₆	6	11.6
6 x 5	7	11 ¹ / ₂	6 ¹ / ₂	16.5
6	7	12 ¹ / ₂	7	13.6
8 x 3	7 ¹ / ₂	10 ³ / ₈	6	18.3
8 x 6	8	13 ¹ / ₂	7 ¹ / ₂	24.1
8	8 ¹ / ₂	15 ¹ / ₂	8 ¹ / ₂	30.3



PART NO. NH 30

Sanitary Cross

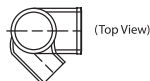
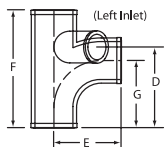
Size	E	F	D	Weight
1 1/2	4 1/4	6 1/2	4 1/2	3.7
2	4 1/2	6 7/8	4 1/2	4.9
3 x 2	5	6 7/8	4 1/2	6.1
3	5	8	5	7.6
4 x 2	5 1/2	6 7/8	4 1/2	7.2
4 x 3	5 1/2	8	5	8.6
4	5 1/2	9 1/8	5 1/2	10.6
5 x 4	6	10 13/32	6	13.7
6 x 4	6 1/2	10 1/16	6	14.5
6	7	12 1/2	7	21.8
8	8 1/2	15 1/2	8 1/2	38.7



PART NO. NH 32B

**Sanitary Tee with 2" 45° Sanitary
Opening Above Center
(New Orleans Code)**

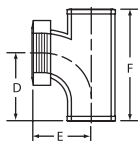
Size	D	E	F	G	Weight
3 (L)	6	5	8 1/2	5	8.3
3 (R)	6	5	8 1/2	5	7.8
3 (R&L)	6	5	8 1/2	5	9.1
4 (L)	6 1/2	5 1/2	9 3/16	5 1/2	10.7



PART NO. NH 34

Sanitary Tapped Tee

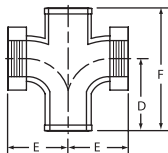
Size	D	E	F	Weight
1½ x 1¼	¾	2 ⁹ / ₁₆	5 ¹¹ / ₁₆	2.3
1½ x 1½	¾	2 ⁹ / ₁₆	5 ¹¹ / ₁₆	2.5
2 x 1¼	¾	2 ¹³ / ₁₆	5 ¹¹ / ₁₆	2.8
2 x 1½	¾	2 ¹³ / ₁₆	5 ¹¹ / ₁₆	2.8
2 x 2	¾	3 ¹ / ₁₆	6 ³ / ₈	3.7
3 x 1¼	¾	3 ⁵ / ₁₆	5 ¹¹ / ₁₆	3.7
3 x 1½	¾	3 ⁵ / ₁₆	5 ¹¹ / ₁₆	3.5
3 x 2	¾	3 ⁹ / ₁₆	6 ³ / ₈	4.8
3 x 3	¾	4 ¹ / ₈	8	6.9
4 x 1¼	¾	3 ¹³ / ₁₆	5 ¹¹ / ₁₆	3.9
4 x 1½	¾	¾	5 ¹¹ / ₁₆	4.7
4 x 2	¾	4 ¹ / ₁₆	6 ³ / ₈	5.8
4 x 3	4½	4 ³ / ₈	8	10.0
5 x 1½	¾	4 ⁵ / ₁₆	7 ³ / ₁₆	6.5
5 x 2	4¼	4 ⁹ / ₁₆	8	8.8
6 x 1½	¾	4 ¹³ / ₁₆	6¾	8.1
6 x 2	4¼	5 ¹ / ₁₆	7 ⁷ / ₁₆	9.2



PART NO. NH 35

Sanitary Tapped Cross

Size	D	E	F	Weight
1½ x 1½	¾	2 ⁹ / ₁₆	5 ¹¹ / ₁₆	3.4
2 x 1¼	¾	2 ¹³ / ₁₆	5 ¹¹ / ₁₆	3.8
2 x 1½	¾	2 ¹³ / ₁₆	5 ¹¹ / ₁₆	3.8
2 x 2	¾	3 ¹ / ₁₆	6 ³ / ₈	5.3
3 x 1½	¾	3 ⁵ / ₁₆	5 ¹¹ / ₁₆	4.4
3 x 2	¾	3 ⁹ / ₁₆	6 ³ / ₈	6.1
4 x 1½	¾	¾	5 ¹¹ / ₁₆	5.4
4 x 2	¾	4 ¹ / ₁₆	6 ³ / ₈	6.9

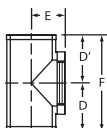


PART NO. NH 36

Test Tee Less Plug

and PART NO. NH 36S

**Test Tee with Southern
Raised-Head Brass Plug Installed
(2" through 8" only)**



Size	IPS Tap	E	F	D	D'	NH 36 Weight	NH 36S Weight
2	2	2	6 ³ / ₈	3 ³ / ₁₆	3 ³ / ₁₆	2.8	3.1
3	3	2 ¹ / ₁₆	7 ³ / ₄	3 ⁷ / ₈	3 ⁷ / ₈	5.6	6.1
4	4	3	8 ⁷ / ₈	4 ⁷ / ₁₆	4 ⁷ / ₁₆	8.9	10.0
6	6	5	12 ¹ / ₂	6 ¹ / ₄	6 ¹ / ₄	21.4	23.6
8	8	6	15 ¹ / ₄	7 ⁵ / ₈	7 ⁵ / ₈	33.1	37.3

PART NO. NH 40A

Short Reducer

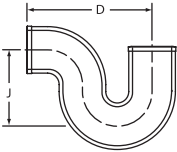
Size	F	Weight
2 x 1½	3⅝	1.1
3 x 1½	3⅝	1.6
3 x 2	3⅝	1.8
4 x 2	3⅝	2.2
4 x 3	3⅝	2.2
5 x 2	4	3.3
5 x 3	4	3.6
5 x 4	4	3.1
6 x 2	4	4.0
6 x 3	4	3.9
6 x 4	4	3.9
8 x 3	4½	7.1
8 x 4	4½	7.8
8 x 6	5	7.9
10 x 4	5½	13.8
10 x 6	6	13.3
10 x 8	6	14.7
12 x 4	6½	18.4
12 x 6	6½	18.0
12 x 8	7	17.1
12 x 10	7½	18.9
15 x 4	7	33.0
15 x 6	7	32.3
15 x 8	7	32.2
15 x 10	7½	31.8
15 x 12	7¾	30.4



PART NO. NH 42

P-Trap

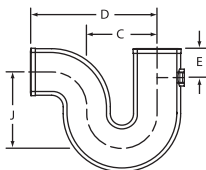
Size	D	J	Weight
1½	6¾	3½	3.1
2	7½	4	4.6
3	9	5½	8.4
4	10½	6½	15.7
6	14	8½	32.8



PART NO. NH 43

P Trap with 1/2" Tap in Heel

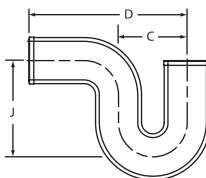
Size	C	D	E	J	Weight
2	4	7 1/2	2	4	5.0
3	5	9	2	5 1/2	10.8
4	6	10 1/2	2	6 1/2	15.3



PART NO. NH 44A

Deep Seal P Trap

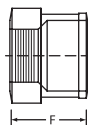
Size	C	D	J	Weight
2	4	7 1/2	7	7.0
3	5	9	7	10.9
4	6	10 1/2	8	18.0



PART NO. NH 48

Tapped Adapters

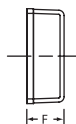
Size	F	IPS Tapping	Weight
1 1/2 x 1 1/2	2 5/8	1 1/2	1.2
2 x 1 1/4	2 3/16	1 1/4	1.0
2 x 1 1/2	2 3/16	1 1/2	0.9
2 x 2	2 5/8	2	1.7
3 x 2	2 3/16	2	1.2



PART NO. NH 50

Blind Plug

Size	F	Weight
1½	1¾	0.6
2	1¾	0.6
3	1¾	1.1
4	1¾	2.0
5	1¾	2.9
6	1¾	3.2
8	2¼	6.3
10	3	12.7
12	3½	17.9
15	3½	30.4

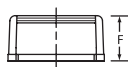


PART NO. NH 52

**Tapped Ferrule Less Brass Plug
and PART NO. NH 52S**

**Tapped Ferrule with Southern
Raised-Head Brass Plug Installed**

Size	F	IPS Tapping	NH 52 Weight	NH 52S Weight
2	2¾/16	1½	0.9	1.0
3	2¾/16	2½	1.9	2.3
4	2¾/16	3½	2.4	3.1
5	4½	4	6.0	6.9
6	4½	5	7.8	9.1
8	4½	6	11.4	13.7



CHARLOTTE

PIPE AND FOUNDRY COMPANY®

This is to verify that products manufactured by Charlotte Pipe and Foundry, Cast Iron Division, are manufactured in the United States and conform to the following standards:

HUBLESS PIPE AND FITTINGS

All cast iron soil pipe and fittings shall be marked with the collective trademark of the Cast Iron Soil Pipe Institute (CISPI).

CISPI Standard 301

ASTM A 888

Listed by NSF® International to the UP Code

ISO 9001:2015 Certified

CSA B 70



LIMITED WARRANTY

Charlotte Pipe and Foundry Company® (Charlotte Pipe®) Products are warranted to be free from manufacturing defects and to conform to currently applicable ASTM standards for a period of five (5) years from date of delivery. Buyer's remedy for breach of this warranty is limited to replacement of, or credit for, the defective product. This warranty excludes any expense for removal or reinstallation of any product and any other incidental, consequential, or punitive damages. **This limited warranty is the only warranty made by seller and is expressly in lieu of all other warranties, express and implied, including any warranties of merchantability and fitness for a particular purpose.** No statement, conduct or description by Charlotte Pipe or its representative, in addition to or beyond this Limited Warranty, shall constitute a warranty. This Limited Warranty may only be modified in writing signed by an officer of Charlotte Pipe.

This Limited Warranty will not apply if:

- 1) The Products are used for purposes other than their intended purpose as defined by local plumbing and building codes, and the applicable ASTM standard.
- 2) The Products are not installed in good and workmanlike manner consistent with normal industry standards; installed in compliance with the latest instructions published by Charlotte Pipe and good plumbing practices; and installed in conformance with all applicable plumbing, fire and building code requirements.
- 3) This limited warranty does not apply when the products of Charlotte Pipe are used with the products of other manufacturers that do not meet the applicable ASTM or CISPI standards or that are not marked in a manner to indicate the entity that manufactured them.
- 4) In hubless cast iron installations, this warranty will not apply if products are joined with unshielded hubless couplings. Charlotte Pipe requires that its hubless cast iron pipe and fittings be joined only with shielded hubless couplings manufactured in accordance with CISPI 310, ASTM C 1277 and certified by NSF® International or with Heavy Duty Couplings meeting ASTM C 1540.
- 5) The Products fail due to defects or deficiencies in design, engineering, or installation of the piping system of which they are a part.
- 6) The Products have been the subject of modification; misuse; misapplication; improper maintenance or repair; damage caused by the fault or negligence of anyone other than Charlotte Pipe; or any other act or event beyond the control of Charlotte Pipe.
- 7) The Products fail due to the freezing of water in the Products.
- 8) The Products fail due to contact with chemical agents, fire stopping materials, thread sealant, plasticized vinyl products, or other aggressive chemical agents that are not compatible.
- 9) Pipe outlets, sound attenuation systems or other devices are permanently attached to the surface of Charlotte® PVC, ABS or CPVC products with solvent cement or adhesive glue.

Charlotte Pipe products are manufactured to the applicable ASTM or CISPI standard. Charlotte Pipe and Foundry **cannot** accept responsibility for the performance, dimensional accuracy, or compatibility of pipe, fittings, gaskets, or couplings not manufactured or sold by Charlotte Pipe and Foundry.

This Limited Warranty will not apply unless written notice of a claim is mailed to Charlotte Pipe at the address below within 30 days of discovery of the allegedly defective product.

Any Charlotte Pipe products alleged to be defective **must** be made available to Charlotte Pipe at the following address for verification, inspection and determination of cause:

Charlotte Pipe and Foundry Company
Attention: Technical Services
2109 Randolph Road
Charlotte, North Carolina 28207

Purchaser must obtain a return materials authorization and instructions for return shipment to Charlotte Pipe of any product claimed defective or shipped in error.

Any Charlotte Pipe product **proved** to be defective in manufacture will be replaced F.O.B. point of original delivery, or credit will be issued, at the discretion of Charlotte Pipe.

5/19/23

Charlotte and Charlotte Pipe are registered trademarks of Charlotte Pipe and Foundry Company.

CHARLOTTE

PIPE AND FOUNDRY COMPANY

PO BOX 35430

CHARLOTTE

NORTH CAROLINA 28235

PHONE (704) 348-6450

(800) 438-6091

FAX (800) 553-1605

WWW.CHARLOTTEPIPE.COM

